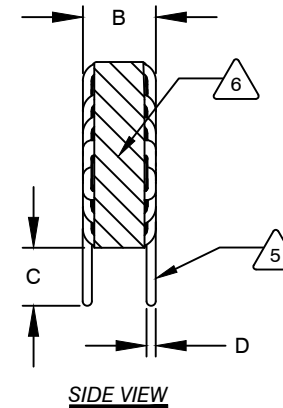
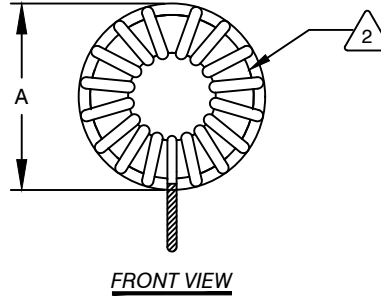
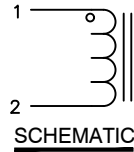



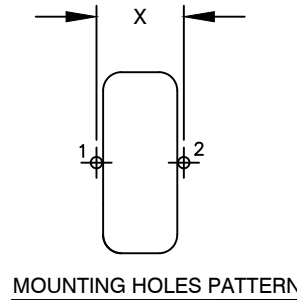
The information contained in this drawing is the sole property of CWS Coil Winding Specialist. Any reproduction in part or whole without written permission of CWS Coil Winding Specialist is prohibited.

DIMENSIONAL TOLERANCES INCHES [MM]				
A MAX	B MAX	C TYP	D REF	X REF
0.82 [20.83]	0.40 [10.16]	0.50 [12.70]	0.036 [0.91]	0.32 [8.13]

REVISION HISTORY						
REV	ECN	DESCRIPTION	SIGN & DATE			
			BY	DATE	CHK	DATE
B	—	DIMENSIONAL SPEC. CHANGE	GN	8/31/12	JLAU	8/31/12
C	—	UPDATED SPEC.	TN	08/01/2020	JL	08/01/2020



DC BIAS TABLE	
DC BIAS (AMP)	L@ 1KHz (REF)
0	10uH
2.0	10uH
4.0	9.7uH
6.0	9.6uH
8.3	9.4uH



- 7 BUILD TO RoHS COMPLIANCE AND LEAD FREE.
USING A PERMANENT MARKING METHOD
MARK PART NUMBER, REVISION AND DATE CODE
- 6 WRAP INDUCTOR WITH 3M # 79 OR EQUAL
- 5 (I.E. COIL MUST REST FLAT ON PCB). LEADS MUST BE TANGENT TO THE CORE
REMOVE INSULATION AND TIN LEADS 0.5 INCH, FLUSH WITH THE COIL EDGE
- 4 WIND COILS EVENLY SPACED AROUND THE CORE
CONSTRUCTION:
THESE SPECIFICATIONS ARE BASED ON LOW RIPPLE CURRENT
WEIGHT: 11 GRAMS TYPICAL
INTERWINDING CAPACITANCE = 2.7pF TYP @ SRF
SRF = 31.5 MHz TYPICAL
|Z| = 1.25 KILO-OHMS TYP @ SRF
RECOMMENDED AMBIENT OPERATING TEMP: -40°C TO 155°C
HI-POT TEST FOR WINDING TO CORE ISOLATION = 500VDC MIN.
INDUCTOR CURRENT RATING : 8.3 AMPS, 40°C TEMP. RISE WITH SOME AIR FLOW
DCR = 10.0 MILLI-OHMS MAX.
INDUCTOR DC BIAS: SEE TABLE ON THE RIGHT
INDUCTANCE = 10uH±10% @ 0 AMP DC BIAS, 1.0 KHz, 250mV
- 3 SPECIFICATIONS: @ 25°C:
WIRE: UL RECOGNIZED 200°C RATED MAGNET WIRE
CORE: POWDERED TOROIDAL CORE, CWS BYTEMARK OR OTHER APPROVED PART
- 1 MATERIAL: UL RECOGNIZED 94V-0 FOR FLAMMABILITY, RATING CLASS B (130°C MIN.) REQUIRED
ANY TOLERANCE. THIS DIM. CAN VARY A LITTLE FROM PART TO PART.
"TYP" IN DIM. TOL. TABLE REFERS TO A NON-CRITICAL TYPICAL (AVERAGE) DIM. WITHOUT
NOTES: UNLESS OTHERWISE STATED, READ NOTES FROM BOTTOM UP.
CAGE CODE: 5DME2

UNLESS OTHERWISE SPECIFIED
DIMENSIONING AND TOLERANCE PER ANSI Y14.5M
ALL DIMENSIONS ARE IN INCHES AND [MILLIMETERS].
TOLERANCE INCHES:
.XXX=±.005 .XX=±.015 $\angle=±0°30'$
TOLERANCE METRICS:
.XXX=±.127 .XX=±.38 $\angle=±0°30'$
ANGLE PROJECTION
DO NOT SCALE DRAWING

CODE IDENT	MFG. P/N	DESCRIPTION	ITEM NO.	
PARTS LIST				
AUTOCAD	X	COILWS COM, INC www.coilws.com	CWS Coil Winding Specialist. 353 W. Grove Ave. Orange, CA 92865	
SOLIDWORKS				
SIGN	DATE	TITLE: TOROIDAL POWER INDUCTOR 10uH, 8.3 Amps, Vertical		
DRAWN	TDK 2/8/04			
CHECKED	JLAU 2/9/04			
ENGR.	KSUM 3/5/04			
APPR.	JLAU 3/6/04	SIZE	DWG. NO.	REV
		B	HF166-100M-8.3AV	C
SCALE		2=1		SHEET 1 OF 1